

Foreign Labor Certification Data Center User Guide

Version 1.1

Table Of Contents

[FLC Introduction](#)

Function Explanations

- [Home Page](#)
- [Home Page's Top Menu Bar](#)

Wage Library

- [FLC Wage Search Wizard](#)
- [FLC Wage Quick Search](#)
- [SCA/DBA Search](#)
- [Download Data Files](#)
- [OFLC Disclosure Data](#)

Also Included in the Top Menu Bar

- **Also Available**
 - [File Archive](#)
 - [Skill Level Explanation](#)
 - [SVP Explanation](#)

Technical Support & Help FAQ Page

- [See Change History](#)
- [FAQ](#)

FLC Introduction

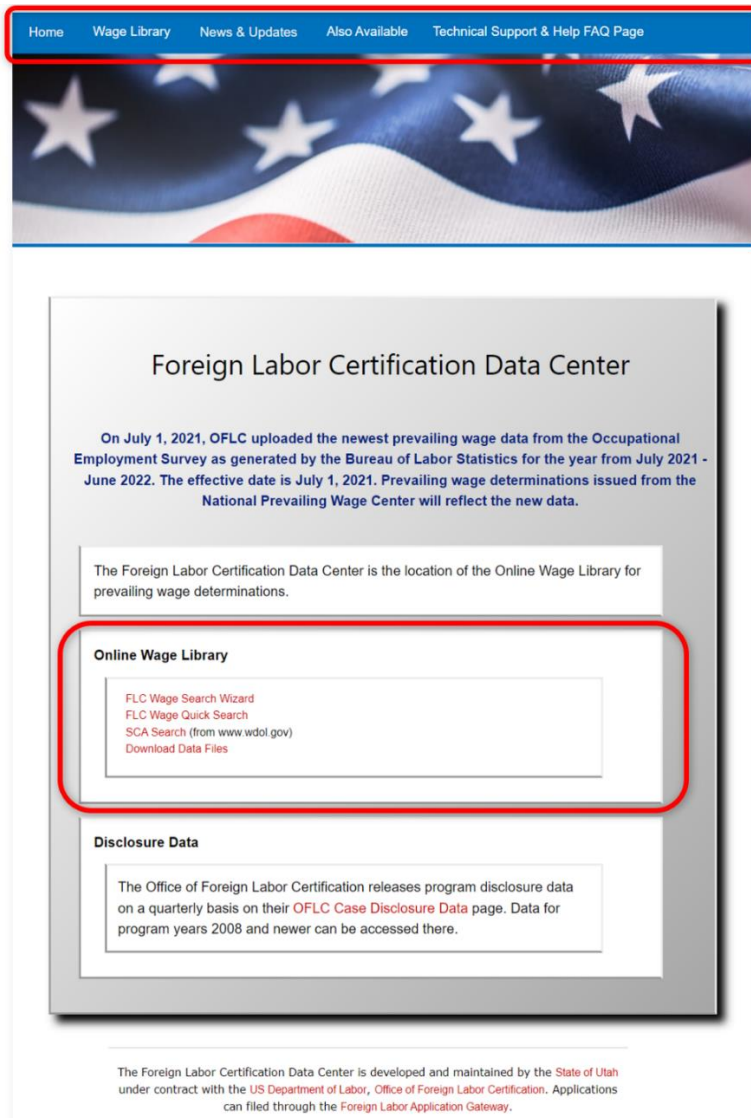
The **Foreign Labor Certification (FLC) Data Center** displays prevailing wage information provided by the US Department of Labor, Bureau of Labor Statistics (BLS) from employment and wage data collected under the Occupational Employment and Wage Statistics (OEWS) program. These data are updated periodically each year and are used for prevailing wage determinations.

The **FLC Data Center** integrates the Wage Library, **O*Net**, and the national information provided by the **Bureau of Labor Statistics (BLS)** and **Department of Labor (DOL)**. FLC Data Center is useful for searching for work and retrieving a synopsis of skills, knowledge, and experience needed for specific employment fields in the United States. It is helpful when someone is selecting employment for the first time, for work statistics in general, or for a change of careers.

Function Explanations

Home Page

The [Foreign Labor Certification Data Center](#) link will lead you to its **Home** page. From Home, there are two ways to navigate through its primary functions: the top menu bar and the **Wage Library** menu options, as highlighted below:



Home page displaying the **top menu bar** and the **Wage Library** menu

Home Page's Top Menu Bar

The top menu bar's options (highlighted on the top of the image above) navigate to some of the **Wage Library** functions which are duplicated in the Wage Library menu (highlighted below, on the above image). The top menu bar will always be available on any of the FLC Data Center's pages to simplify navigation:

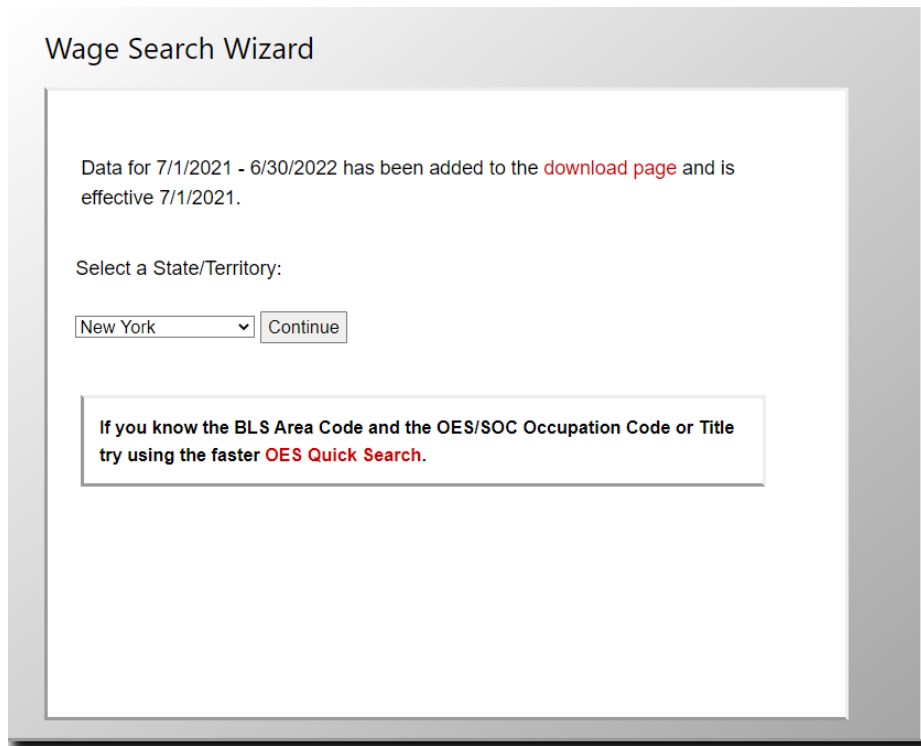


Functions in the top menu bar and the **Wage Library** menu will be discussed throughout this document. As the document continues, explanations of the Wage Library menu and the top menu bar will be described simultaneously when they share the same function. When the Wage Library menu explanation is complete, the remaining top menu bar selections will be explained.

FLC Wage Search Wizard

Selecting the **FLC Wage Search** will open the **Wage Search Wizard** page. The **Wage Search Wizard** function is a multi-step query builder, designed for use when you don't know the **BLS Areas** code or the **Occupation Code**.

1. The first step is to filter the areas available by selecting the desired state from the drop-down list and clicking **Continue**, as show below.



The screenshot shows the 'Wage Search Wizard' interface. At the top, it says 'Wage Search Wizard'. Below that, a message states: 'Data for 7/1/2021 - 6/30/2022 has been added to the [download page](#) and is effective 7/1/2021.' Underneath, it prompts the user to 'Select a State/Territory:' with a dropdown menu currently showing 'New York' and a 'Continue' button. A separate box contains the text: 'If you know the BLS Area Code and the OES/SOC Occupation Code or Title try using the faster [OES Quick Search](#).'

2. The state you're searching will be shown near the top and will ask for you to **Select a Data Source** based on the year and which database you want to search in (shown in the following image).

You have requested data for: Utah

Select a Data Source: ?
7/2021 - 6/2022 All Industries Database

Select an area based on: County/Township BLS Areas ?
Beaver County - Central Utah nonmetropolitan area

Enter a keyword or phrase: ?

OR

Select an occupation from the list: ?

Search

3. Next, you'll be asked to **Select an area based on:** a **County/Township** or a **BLS Area** in that state.
4. The last two choices near the bottom will be to **Enter a keyword or phrase** *OR* **Select an occupation from the list.**
5. After clicking the **Search** button near the bottom based on the information you entered to be searched for, the following results will be shown:

FLC Wage Results
[New Quick Search](#) [New Search Wizard](#)

You selected the All Industries database for 7/2021 - 6/2022.
 Your search returned the following. [Print Format](#)

Area Code:	4900007
Area Title:	Central Utah nonmetropolitan area
OEWS/SOC Code:	11-1031
OEWS/SOC Title:	Legislators
GeoLevel:	1
Level 1 Wage:	\$17,390 year
Level 2 Wage:	\$20,563 year
Level 3 Wage:	\$23,737 year
Level 4 Wage:	\$26,910 year
Mean Wage (H-2B):	\$23,740 year

This wage applies to the following O*NET occupations:
[11-1031.00 Legislators](#)

Develop, introduce or enact laws and statutes at the local, tribal, State, or Federal level. Includes only workers in elected positions.
 O*NET JobZone: 4
 Education & Training Code: No Level Set

For information on determining the proper occupation and wage level see the new Prevailing Wage Guidance on the [Skill Level page](#).

The offered wage must be at, or above the federal or state or local minimum wage, whichever is higher. The federal minimum wage is \$7.25/hr effective July 24, 2009.

This **Wage Results** page shows the **Area Code**, **Title**, **OEWS/SOC Codes**, the information on the wage level categories, as well as a list of all the **O*Net** occupations that match the occupational information (near the bottom).

- Clicking on the **Area Code** link will open a page that displays all of the counties or townships used for that BLS area.
- Clicking on the **O*Net occupations** link will open the Online O*Net Center **Summary Page** for that occupation.
- Clicking on the **O*Net JobZone** or **Education & Training Code** links will take you to pages with definitions ([Job Zone Tables](#)) of the respective levels, and/or information about education and training requirements with additional access to training, credentials, and (typical, usual) education requirements for those positions.

For additional information, also see the [Skill Level Explanation](#) and [SVP](#) (the Specific Vocational Preparation explanation) selections under the **Also Available** drop-down menu on the top menu bar.

Advanced Search Tips

Useful and Efficient Keyword Searches

- Some useful points to mention are useful and efficient ways to search for keywords and phrases.

- Before you click on the search button while doing a **Keyword** search, please verify that the **Occupation Drop Down** box is empty, and that the **Data Year** and **Data Source** values are correct. This information will pass to the next page in the process, the results page.
- Searching using a keyword or phrase is not complicated, but requires some experience in order to return a reasonable set of matches. For instance, if you wanted to find matches for computer programmer, you could enter “computer programmer” in the Keyword box. This would find matches where either the occupational title or the job definition contained the exact phrase “computer programmer”, including the space.
- Using only portions of a word will normally increase the number of matches. A balance has to be maintained however, since searching on smaller strings increases the likelihood that completely unrelated occupations will be returned. For example, searching on the string “econ” returns over 60 possible matches including all post-**secondary** teachers, but searching for “**econo**” returns nine occupational matches, querying more refined information with efficiency.
- It is essential that the Wage Library user verify the accuracy of any occupational match. Crosswalks and databases are no substitute for analyst experience, and in every case the occupational definitions should be checked.
- To find a specific word, try entering the word with a single space at the beginning and/or end. For instance, searching on the word “art” returns 100 occupational matches because the string “part” is contained in words like department, and participate. Searching on “ part “ returns only 4 matches.

FLC Wage Quick Search

FLC Wage Quick Search is accessed *only* through the **Wage Library** menu on the **Home** page.

A **BLS Area Code** is either a four-digit **Metropolitan Statistical Area (MSA)** code, or a six-digit **Balance of State (BOS)** area code. **Do not** attempt to search using three-digit telephone area codes, or Postal Zip codes. In the Quick Search, the Area Code **must be manually entered by hand**, and **must include leading zeros** (like 0040) if any. If you are unsure of the correct area code you must use the **Search Wizard**.

Once you have selected a **data source** and entered a **BLS Area Code**, you can either enter an **Occupation Code** (OES, SOC, or O*Net code) **OR Select an occupation from the list**. The graphic below shows a Quick Search form with the Area code filled in, and the OES Code drop-down list activated.

In the image shown below, results will be returned for the occupation **11-1011 - Chief Executives**. If there is information in both the Occupation Code box, and the Occupation Code List, the information in the **Code Entry** box is ignored and the value selected in the list are used.

FLC Wage Results

[New Quick Search](#) [New Search Wizard](#)

You selected the All Industries database for 7/2021 - 6/2022.
Your search returned the following: [Print Format](#)

Area Code:	41620
Area Title:	Salt Lake City, UT
OEWS/SOC Code:	11-1011
OEWS/SOC Title:	Chief Executives
Geo.Level:	1
Level 1 Wage:	\$32.01 hour - \$66,581 year
Level 2 Wage:	\$56.43 hour - \$117,374 year
Level 3 Wage:	\$80.86 hour - \$168,189 year
Level 4 Wage:	\$105.28 hour - \$218,982 year
Mean Wage (H-2B):	\$80.86 hour - \$168,189 year

This wage applies to the following O*NET occupations:

11-1011.00 Chief Executives

Determine and formulate policies and provide overall direction of companies or private and public sector organizations within guidelines set up by a board of directors or similar governing body. Plan, direct, or coordinate operational activities at the highest level of management with the help of subordinate executives and staff managers.

O*NET JobZone: 5

Education & Training Code: No Level Set

11-1011.03 Chief Sustainability Officers

Communicate and coordinate with management, shareholders, customers, and employees to address sustainability issues. Enact or oversee a corporate sustainability strategy.

O*NET JobZone: 5

Education & Training Code: No Level Set

For information on determining the proper occupation and wage level see the new [Prevailing Wage Guidance on the Skill Level page](#).

The offered wage must be at, or above the federal or state or local minimum wage, whichever is higher. The federal minimum wage is \$7.25/hr effective July 24, 2009.

Once the appropriate data has been entered, you submit the query by either pressing your keyboard's **Enter** key, or by clicking on the **Search** button.

SCA/DBA Search

The **SCA/DBA Search** page navigates you to two links that, when clicked, direct to the same page: [Wage Determinations](#) using the SAM.gov system (shown below).

SAM.GOV

Home Search Data Bank Data Services Help

Legacy Website
WDOL

Wage Determinations

A wage determination (WD) is a set of wages, fringe benefits, and work rules that the U.S. Department of Labor has ruled to be prevailing for a given labor category in a given locality.

Help me find a wage determination

I know the WD number
Search by WD Number

Show active only

I do not know the number
Start your search by selecting a category

Public Building or Works
Wage rates for laborers and mechanics

Service Contracts
Wage rates for service employees

SAM.gov is a useful resource to search for wages and benefits the Department of Labor (**DOL**) has listed a priorities in labor categories based on the locations they're needed.

Download Data Files

Download Data Files is also available on the top menu bar (under the **Also Available** menu drop-down by clicking the File Archive link).

FLC Data Center - Downloadable Files

OES wage data for 7/1/2021 - 6/30/2022 are available for download.

This file includes data for the entire country. Also included are geographic and occupational information tables.

Download the 7/2021 - 6/2022 FLC Wage Data [Delimited Text](#) Updated July 1, 2021.

Previous Year Files

- 7/2020 - 6/2021 FLC Wage Data [Delimited Text](#) Updated June 30, 2020.
- 7/2019 - 6/2020 FLC Wage Data [Delimited Text](#) Updated June 30, 2019.
- 7/2018 - 6/2019 FLC Wage Data [Delimited Text](#) Updated June 30, 2018.
- 7/2017 - 6/2018 FLC Wage Data [Delimited Text](#) Updated June 30, 2017.

These links may also be helpful:

- **OES/SOC 2010 Occupational Information** This file contains codes, definitions for the OES/SOC 2010 revision, as well as a crosswalk between the OES/SOC 2000 and OES/SOC 2010 directories.
- **OWL Users Guide**
- **Downloadable SCA Determinations**
- **Online Davis-Bacon Wage Determinations**

OFLC Disclosure Data

The [OFLC Disclosure Data](#) link can be found near the bottom of the page under the **Disclosure Data** section. It will direct you to a site published by the **U.S. Department of Labor**.

This site contains topics on performance data and a variety of resources in prevailing wage resources, foreign labor recruiting information and filing an application with them, as well as H-2B occupations. It's a useful resource produced by the **Employment and Training Administration (ETA)** shown in the following image:

ETA > Foreign Labor Certification > Performance Data

Performance Data

Program and FLAG Resources
Prevailing Wage Information and Resources
Seasonal Jobs
Policies and Regulations
Forms
Performance Data
Foreign Labor Recruiter List
Customarily Unionized H-2B Occupations
Debarments List
Frequently Asked Questions (FAQs)
Announcements
Foreign Labor Application Gateway (FLAG) Online Filing
Permanent Employment Certification (PERM) Online Filing
OFLC Help Desks
Contacts
Sitemap

Also Included in the Top Menu Bar

The following continues explanations from (**Also Available** and **Technical Support & Help FAQ Page**) the drop-down menus from the top menu bar:



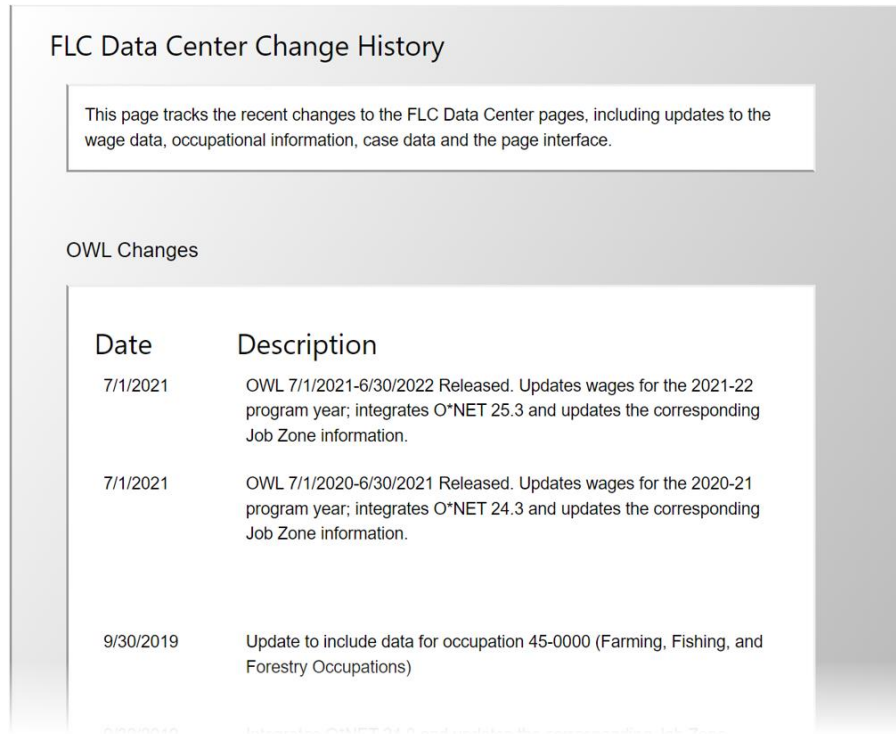
Also Available

- **File Archive**
 - The **File Archive** menu selection was explained in the [Download Data Files](#) topic earlier in the document. The File Archive link leads to the same page.
- **Skill Level Explanation**
 - This page provides an explanation of the **Prevailing Wage Policy Guidelines** relating to the H-1B Reform Act, etc. The policy is downloadable and goes into further depth with these policies.
- **SVP Explanation**
 - As mentioned earlier in this document, the **Specific Vocational Preparation (SVP)** information page gives more detailed explanations of various vocational levels based on education and time spent working on developing experience in a field. The SVP

information provided gives perspectives in possible requirements needed for employees and for employers to take into consideration.

Technical Support & Help FAQ Page

- **See Change History**
 - The Change History gives a history of FLC news including release times and important information to view the chronological progression of FLC.



FLC Data Center Change History

This page tracks the recent changes to the FLC Data Center pages, including updates to the wage data, occupational information, case data and the page interface.

OWL Changes

Date	Description
7/1/2021	OWL 7/1/2021-6/30/2022 Released. Updates wages for the 2021-22 program year; integrates O*NET 25.3 and updates the corresponding Job Zone information.
7/1/2021	OWL 7/1/2020-6/30/2021 Released. Updates wages for the 2020-21 program year; integrates O*NET 24.3 and updates the corresponding Job Zone information.
9/30/2019	Update to include data for occupation 45-0000 (Farming, Fishing, and Forestry Occupations)

- **FAQ**
 - The Frequently Asked Questions (**FAQ**) page provides information explaining the questions the FLC Data Center has been asked by previous users. If you have any issues with what the current FLC site describes (such as occupation codes, keyword search tips, which data sources to use, etc.) the FAQ can describe them.
 - If you need to submit a question to the FLC Data Center, please read the FAQ before you do.